

Pet

Certificate of Analysis:  
**THC Free Hemp Oil Liquid Emulsion**

Product Name  
THC Free Hemp Oil Liquid Emulsion

Batch Number  
LE18379

Manufacture Date  
May 7, 2018

Expiration Date  
May 2019

Product Ingredients  
Pressed hemp seed oil, hemp derived crystalline cannabidiol, natural bacon flavor.

Botanical Source  
Industrial Hemp, grown and processed in Kentucky, USA in compliance with Section 7606 of the Farm Bill and applicable Kentucky State Law and State Department of Agriculture regulations.

Qualitative Analysis

OBSERVATION	METHOD	RESULT
Foreign Matter	Gross Visual/Microscopic	Absent
Color	Gross Visual/Microscopic	Amber
Molds & Mildews	Gross Visual/Microscopic	Absent
Smell	Gross Visual/Microscopic	Bacon, Hickory
Product Feel	Gross Visual/Microscopic	Oily, Viscous

Quantitative Analysis

Cannabinoid Analysis


RESULT: PASS

IDENTIFICATION	METHOD	RESULT
Cannabinoid	HPLC-DAD	%wt/wt
Cannabidiolic Acid (CBDA)	HPLC-DAD	N/D
Cannabidiol (CBD)	HPLC-DAD	0.91%
Cannabidivarin (CBDV)	HPLC-DAD	<0.01%
Tetrahydrocannabinolic Acid	HPLC-DAD	N/D
$\Delta$ -9-Tetrahydrocannabinol	HPLC-DAD	N/D
Cannabinol	HPLC-DAD	N/D
Cannabichromene	HPLC-DAD	N/D

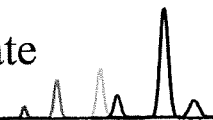
\*\*Denotes third party analysis. Source data available upon request.

N/A NOT APPLICABLE TO PRODUCT TYPE

N/D NOT DETECTED



Christopher E Stubbs, CSO



Certificate ID: 30588

Received: 5/8/2018



Client Sample ID: LE\_18379\_050718



Lot Number:

Matrix: Tincture - Hemp Oil



GenCanna

Authorization: Matthew Silva, Chemical Engineer	Signature: 	Date: 5/21/2018
--	--	--------------------



The data contained within this report was collected in accordance with the requirements of ISO/IEC17025:2005. I attest that the information contained within the report has been reviewed for accuracy and checked against the quality control requirements for each method. These results relate only to the test article listed in this report. Reports may not be reproduced except in their entirety.

**CN: Cannabinoid Profile & Potency [WI-10-04]**

Analyst: JDP

Test Date: 5/18/2018

The client sample was analyzed for plant-based cannabinoids by Convergence Chromatography (CC). The collected data was compared to data collected for certified reference standards at known concentrations.

**30588-CN**

ID	Weight %	Conc.		
Δ9-THC	ND	ND		
THCV	ND	ND		
CBD	0.90 wt %	8.38 mg/mL		
CBDV	ND	ND		
CBG	ND	ND		
CBC	ND	ND		
CBN	ND	ND		
THCA	ND	ND		
CBDA	0.00 wt %	0.01 mg/mL		
CBGA	ND	ND		
Total	0.90 wt%	8.39 mg/mL	0%	Cannabinoids (wt%) 0.9%
Max THC	-	-		
Max CBD	0.90 wt%	8.39 mg/mL		

Max THC (and Max CBD) are calculated values for total cannabinoids after heating, assuming complete decarboxylation of the acid to the neutral form. It is calculated based on the weight loss of the acid group during decarboxylation: Max THC = (0.877 x THCA) + THC. ND = None detected above the limits of detection (LLD)

**MBI: Microbiological Contaminants [WI-10-09]***Analyst: MS**Test Date: 5/8/2018*

This test method was performed in accordance with the requirements of ISO/IEC 17025. These results relate only to the test article listed in this report. Reports may not be reproduced except in their entirety.

**30588-MBI**

Symbol	Analysis	Results	Units	Limits*	Status
AC	Total Aerobic Bacterial Count	<100	CFU/g	100,000 CFU/g	PASS
CC	Total Coliform Bacterial Count	<100	CFU/g	1,000 CFU/g	PASS
EB	Total Bile Tolerant Gram Negative Count	<100	CFU/g	1,000 CFU/g	PASS
YM	Total Yeast & Mold	<100	CFU/g	10,000 CFU/g	PASS

Note: All recorded Microbiological tests are within the established limits.

**END OF REPORT**